

ROTARY CULTIVATORS AND STONE BURIERS





HIGH STRENGTH STEEL

All Alpego machines use the best steel to reduce weight and increase work performance, this maximizing both consumption and operating costs. This has a great impact on environmental sustainability as well.

**WE HAVE
CREATED A
COMPLETE
SYSTEM
BECAUSE
HAVING
THE BEST
STEEL
IS NOT
ENOUGH.**

The sticker "ALPEGO INSIDE" on all machines, certifies the high quality of Alpego's products. An union of first quality materials, eco-sustainable coating process and certified welding that guarantees an exceptional durability and quality over the years.



ECO PAINTING

A unique system of its kind throughout Europe, which allows each component to be painted with the most suitable process and in full respect for the environment. The paints used, in fact, are water-based and powder-based and do not produce emissions of VOC (Volatile Organic Compounds).



CERTIFIED WELDING

For more than twenty years the exceptional durability of Alpego structural components has been guaranteed by the effectiveness of welds made by highly qualified personnel in accordance with standardized processes certified by the National Welding Institute.

The advantages of our rotary tillers

The details that make the difference

Thanks to their multiple advantages, Alpego rotary tillers and Stone Buriers ensure intensive soil tillage in any condition, both in heavy and stony soils.

Alpego Central Transmission

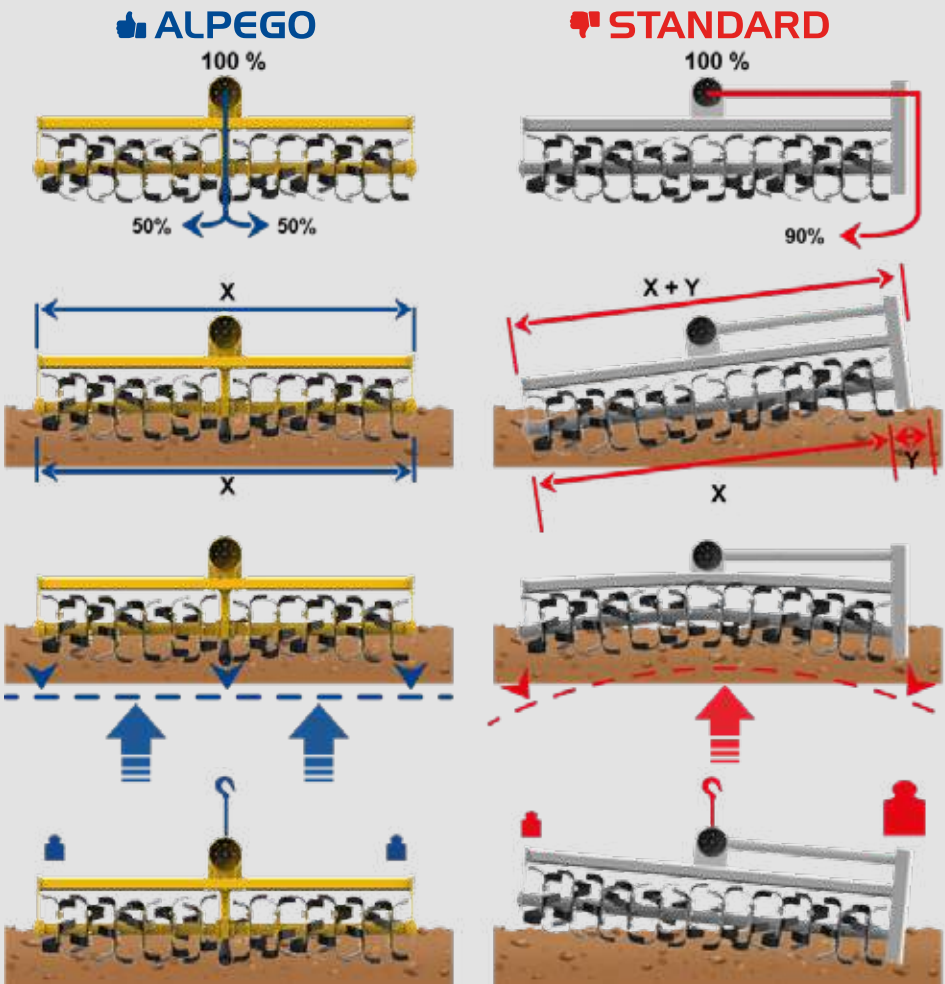

The whole range of ALPEGO rotary tillers is equipped with the exclusive and patented central gear transmission

The transmission gearbox is designed and built by Alpego. It consists of a speed gear change, which makes it possible to change the rotation speed and of a series of gears transmitting the motion to the rotor. The vertically arranged gears made of cast iron work constantly in contact with the moving soil, which allows a natural heat dispersion.



I started designing rotary tillers more than 40 years ago and have always seen lateral transmission as a limit. I therefore created the Alpego central transmission which was an alternative and revolutionary solution.

Luciano Pegoraro
Ceo



- In the ALPEGO solution, the rotary power is equally transmitted from the center of the machine to 2 semi-rotors. This guarantees maximum reliability and low power absorption unlike the standard solutions in which it should be dissipated by the transmission itself.

- The working width of the machine is equivalent to the overall width since the overall dimensions (no lateral transmission).

- Unlike the competition which provides only 2 support points for the rotor, the patented Alpego system with 4 support points allows to reduce the flexion on the rotation axis by drastically decreasing the loads on the transmission.

- The absence of the lateral transmission allows an optimal weight balance on both sides and the lack of the lateral transmission guarantees a constant working depth.

1 HIGH TENSILE STEEL FRAME
The width extension of the frame guarantees a much higher resistance to loads than the standard ones. The Alpego frame, instead of being screwed, guarantees further resistance to workloads reducing the possibility of breakage in difficult conditions.

2 MECHANICAL SEALS
Central and lateral mechanical seals in oil bath to ensure maximum protection to the transmission in every working condition, safeguarding the rotor from water, mud and dust. This system allows the rotary tiller to be used even in submerged rice fields.

3 CENTRAL TRANSMISSION
The whole range of ALPEGO rotary tillers is equipped with the exclusive and patented central gear transmission, completely designed and manufactured in Alpego.

A range with a unique solution on the market!

The ideal implement for best results

The Alpego range of rotary tillers responds to the highest professional needs of farmers and contractors looking for long-lasting, performing machines and above all with unique technical solutions on the market. The range is divided into:

- Rotozappa: FB - FG - FZ models
- Rotolama: LG - LZ models
- Rotopik: KG - KZ models
- Stone buriers: IG - IZ models
- Exclusive Alpego modular system: MATRIX model

All models are equipped with the exclusive and patented central transmission.

FB

Rotozappa
HP 50-100
Pg. 9



FG

Rotozappa
HP 75-170
Pg. 10



FZ

Rotozappa
HP 110-280
Pg. 11



LG - KG

Rotolama - Rotopik
HP 75-170
Pg. 12 - 14



LZ - KZ

Rotolama - Rotopik
HP 110-280
Pg. 13 - 15



IGINVERSA

Inversa
HP 75-170
Pg. 19



IZINVERSA

Inversa
HP 110-280
Pg. 20



MATRIX

Modular system
HP 250-500
Pg. 25



POKER

Foldable rotary cultivators
HP 130-260
Pg. 22 - 23



For each crop its rotor

The best tool in any situation

The ALPEGO range of rotary tillers offers unrivalled versatility. The wide choice of implements allows you to perform different types of soil tillage, cultivation techniques or incorporation of residues according to the needs of each farmer.



Rotor with blades rotor for tractors up to 100 HP and working width up to 2,5m



Rotary tiller FB with a horizontal axis for the best tillage of the soiland the chopping of crop residues under different situations. Unique in its category thanks to the central gear transmission. Made of high strength steel it is available in 5 working widths from 1.6 to 2.5 m. It is ideal for tractors from 50 to 100 HP.

ROTOZAPPA

Horizontal axis rotor, for excellent shredding and burying of herbaceous and other crop residues, on all types of soil.



INVERSA

The reverse rotation of the rotor, combined with a sorting grid and a leveling bar, allows the soft and refined soil to be brought back to the surface.




ROTOLAMA

Horizontal axis rotor, equipped with straight blade tools for an excellent refinement of hard and dry soils previously worked.



ROTOPIK

Horizontal axis rotor equipped with almost straight tools, which work at the tip ensuring better aggression even on particularly difficult soils.



	FB-160	FB-180	FB-205	FB-230	FB-250
Working width (mm)	1500	1730	1910	2200	2440
Transport width (mm)	1595	1830	2065	2290	2535
Tractor power (HP)	50-100	55-100	60-100	65-100	70-100
Working depth (mm)	220	220	220	220	220
Rotors (n°)	6	6	8	8	10
Blades (n°)	18+18	18+18	24+24	24+24	30+30
Weight with skids (Kg)	560	600	620	680	730
Weight with Spiral roller (Kg)	615	730	785	870	905
Weight with Cage roller (Kg)	600	730	785	870	905
Weight with Spike roller (Kg)	610	710	765	825	880
Weight with Packer roller (Kg)	695	820	880	940	1015

N.B: Weight including cardan shaft with slip clutch

1 CENTRAL DRIVE GEARBOX

The central transmission drives the spinning torque from the PTO to the two half rotors through solid gears in oil bath. Designed and built by Alpego, the vertically arranged gears made of cast iron work constantly in contact with the moving soil, which allows a natural heat dispersion. There is also a gearbox to vary the rotor rotation speeds.

2 SKIDS OR ROLLER

The rotary tiller can be equipped with one of the 4 available rollers or with the lateral skids.

3 CENTRAL AND LATERAL MECHANICAL SEALS

Mechanical seals in oil bath to ensure maximum transmission protection even in extreme conditions.

4 REAR HOOD

Convex "S" shape with new shock-absorbing systems with two elastic arms.

5 EQUIPMENT

3-point hitch cat.2 / 540 rpm gearbox / Cardan shaft with slip clutch / Central track eraser.



Rotor with blades rotor for tractors up to 170 HP and working width up to 3m




Rotary tiller FG with a horizontal axis for the best tillage of the soil and the mixing of weeds and of crop residues in all types of soils. Unique in its category thanks to the central gear transmission. Made of high strength steel it is available in the working widths 2.5 and 3 mt. It is ideal for tractors from 75 to 170 HP.



Rotor with blades rotor for tractors up to 280 HP and working width up to 4m



Rotary tiller FZ with a horizontal axis for the best tillage of the soil, the mixing of weeds and of crop residues even in very difficult soils. Unique in its category thanks to the central gear transmission. Made of high strength steel it is available in 3 working widths 3, 3.6 and 4 m. It is ideal for tractors from 110 to 280 HP.



	FG-250	FG-300
Working width (mm)	2440	2910
Transport width (mm)	2515	3000
Tractor power (HP)	75-170	85-170
Working depth (mm)	240	240
Rotors (n°)	10	12
Blades (n°)	30+30	36+36
Weight with skids (Kg)	940	1020
Weight with Spiral roller (Kg)	1160	1265
Weight with Cage roller (Kg)	1130	1230
Weight with Spike roller (Kg)	1135	1245
Weight with Packer roller (Kg)	1270	1405

N.B: Weight including cardan shaft with slip clutch



	FZ-300	FZ-360	FZ-400
Working width (mm)	2930	3635	4020
Transport width (mm)	3015	3719	4104
Tractor power (HP)	110-280	120-280	130-280
Working depth (mm)	250	250	250
Rotors (n°)	12	14	16
Blades (n°)	33+33	42+42	48+48
Weight with skids (Kg)	1765	1955	2220
Weight with Spiral roller (Kg)	1735	1910	2170
Weight with Cage roller (Kg)	1780	1950	2195
Weight with Spike roller (Kg)	1780	1950	2195
Weight with Packer roller (Kg)	1910	2180	2435

N.B: Weight including cardan shaft with slip clutch

1 CENTRAL DRIVE GEARBOX
The central transmission drives the spinning torque from the PTO to the two half rotors through solid gears in oil bath. Designed and built by Alpego, the vertically arranged gears made of cast iron work constantly in contact with the moving soil, which allows a natural heat dispersion. There is also a gearbox to vary the rotor rotation speeds.

2 SKIDS OR ROLLER
The rotary tiller can be equipped with one of the 4 available rollers or with the lateral skids.

3 COUNTER FLANGES KIT
The counter flange doubles the strength of the rotor flanges and blades, increasing their strength and durability.

4 HIGH TENSILE STEEL FRAME
The Alpego frame, instead of being screwed, guarantees further resistance to workloads reducing the possibility of breakage in difficult conditions.

5 EQUIPMENT
3-point hitch cat.2 / 540 rpm gearbox / Cardan shaft with slip clutch / Central track eraser / Central track eraser.

1 CENTRAL DRIVE GEARBOX
The central transmission drives the spinning torque from the PTO to the two half rotors through solid gears in oil bath. Designed and built by Alpego, the vertically arranged gears made of cast iron work constantly in contact with the moving soil, which allows a natural heat dispersion. There is also a gearbox to vary the rotor rotation speeds.

2 COUNTER FLANGES KIT
The counter flange doubles the strength of the rotor flanges and blades, increasing their strength and durability.

3 CENTRAL AND LATERAL MECHANICAL SEALS
Mechanical seals in oil bath to ensure maximum transmission protection even in extreme conditions.

4 REAR HOOD WITH HANDLE
S-shaped rounded shape shortened with new shock absorber systems and a central handle to facilitate the adjustment.

5 EQUIPMENT
3-point hitch cat.3, oscillating / 1000 rpm gearbox / Cardan shaft with slip clutch or automatic cam clutch / Central track eraser.



Rotary tiller with blade rotor
for tractors up to 170 HP
and working width up to 3m

Rotolama



Rotary tiller LG with a horizontal rotor equipped with knife-shaped tools for the best tillage of previously ploughed very hard and dry soils. Unique in its category thanks to the central gear transmission, it is available in the working widths 2.5 and 3 mt. It is ideal for tractors from 75 to 170 HP.

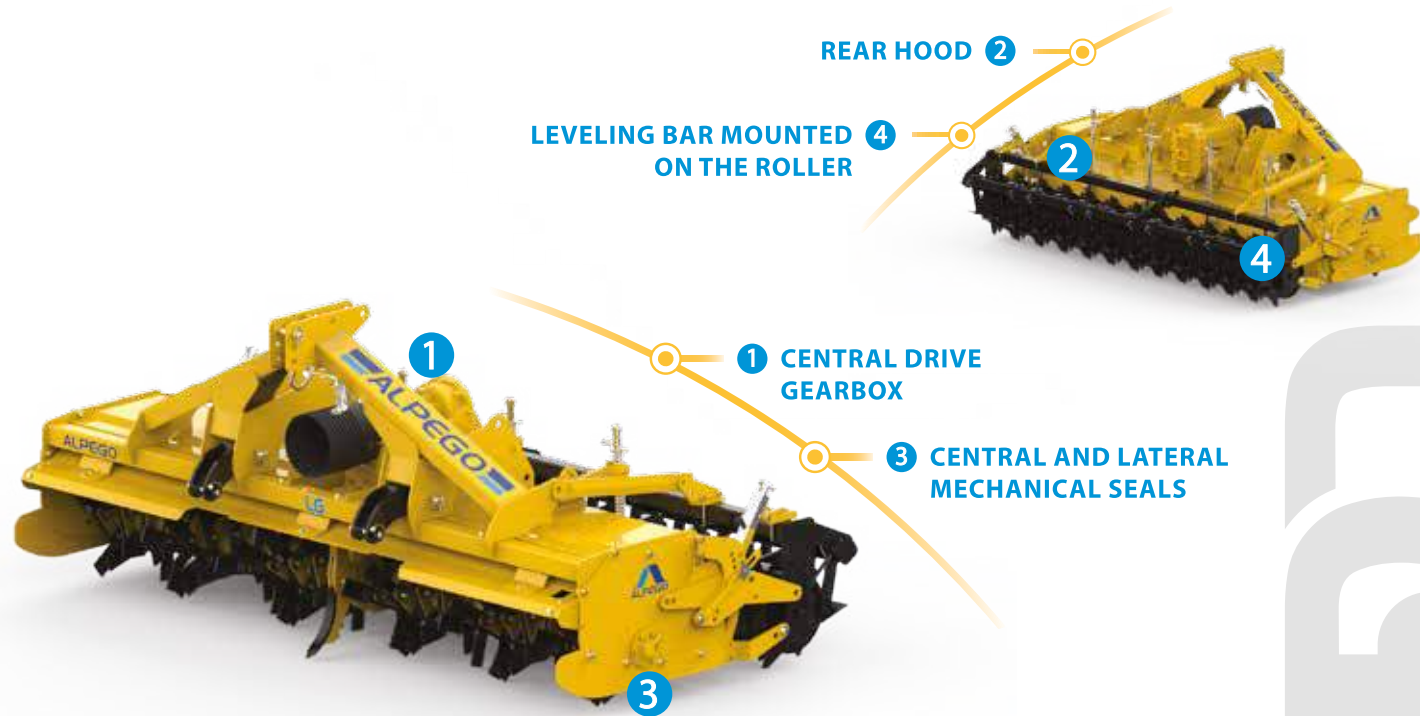


Rotary tiller with blade rotor
for tractors up to 280 HP
and working width up to 4m

Rotolama



Rotary tiller LZ with a horizontal rotor equipped with knife-shaped tools for the best tillage of previously ploughed very hard and dry soils. Unique in its category thanks to the central gear transmission, it is available in the working widths 3 and 4 m. It is ideal for tractors from 110 to 280 HP.



	LG-250	LG-300
Working width (mm)	2440	2910
Transport width (mm)	2550	3020
Tractor power (HP)	75-170	85-170
Working depth (mm)	240	240
Rotors (n°)	20	24
Blades (n°)	40+40	48+48
Weight with Spiral roller (Kg)	1145	1260
Weight with Cage roller (Kg)	1115	1225
Weight with Spike roller (Kg)	1130	1240
Weight with Packer roller (Kg)	1255	1400

N.B: Weight including cardan shaft with slip clutch

1 CENTRAL DRIVE GEARBOX

The central transmission drives the spinning torque from the PTO to the two half rotors through solid gears in oil bath. Designed and built by Alpego, the vertically arranged gears made of cast iron work constantly in contact with the moving soil, which allows a natural heat dispersion. There is also a gearbox to vary the rotor rotation speeds.

2 REAR HOOD

S-shaped rounded shape shortened to make room for the levelling bar and ensure optimal soil flow.

3 CENTRAL AND LATERAL MECHANICAL SEALS

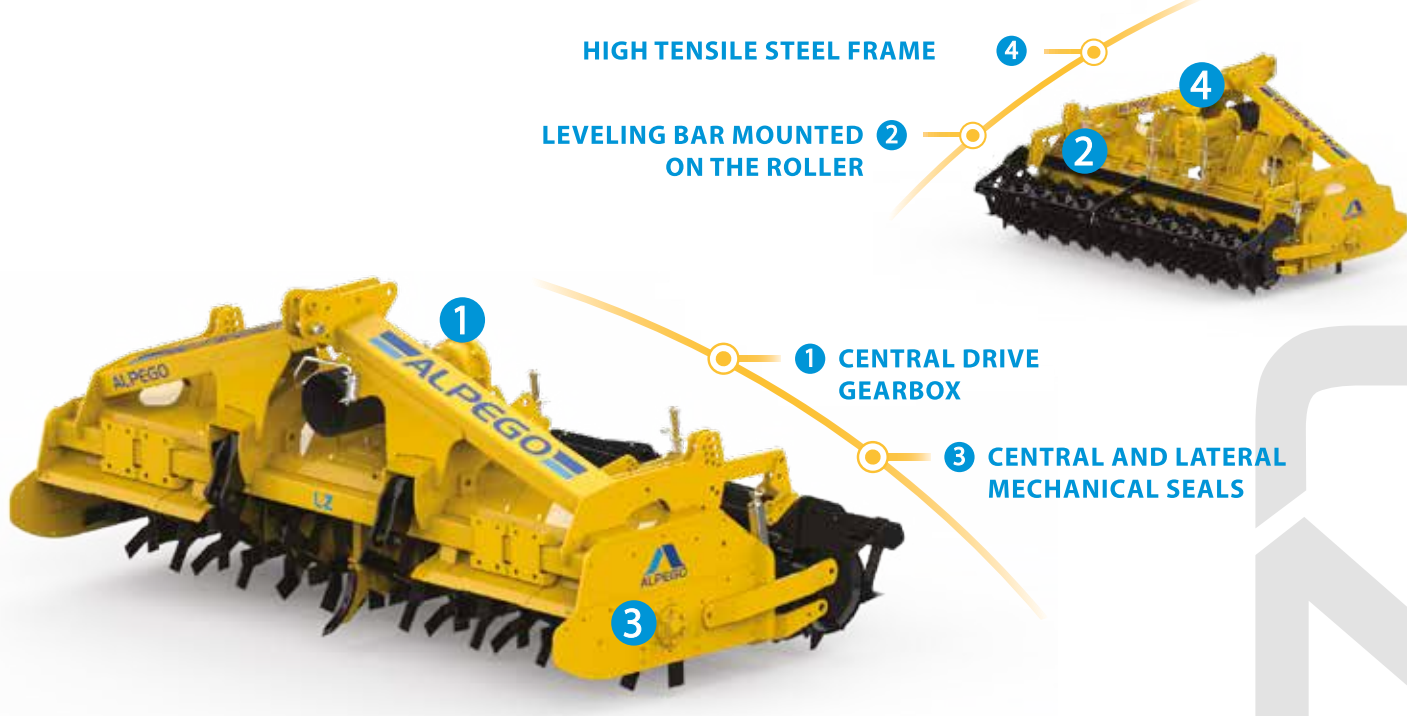
Mechanical seals in oil bath to ensure maximum transmission protection even in extreme conditions.

4 LEVELING BAR MOUNTED ON THE ROLLER

The leveling bar is mounted directly on the roller, improving the leveling quality.

5 EQUIPMENT

3-point hitch cat.2 / 1000 rpm gearbox / Cardan shaft with slip clutch / Central track eraser.



	LZ-300	LZ-400
Working width (mm)	2930	4020
Transport width (mm)	3015	4104
Tractor power (HP)	110-280	130-280
Working depth (mm)	250	250
Rotors (n°)	22	32
Blades (n°)	44+44	64+64
Weight with Spiral roller (Kg)	1740	2190
Weight with Cage roller (Kg)	1715	2130
Weight with Spike roller (Kg)	1760	2155
Weight with Packer roller (Kg)	1890	2395

N.B: Weight including cardan shaft with slip clutch

1 CENTRAL DRIVE GEARBOX

The central transmission drives the spinning torque from the PTO to the two half rotors through solid gears in oil bath. Designed and built by Alpego, the vertically arranged gears made of cast iron work constantly in contact with the moving soil, which allows a natural heat dispersion. There is also a gearbox to vary the rotor rotation speeds.

2 LEVELING BAR MOUNTED ON THE ROLLER

The leveling bar is mounted directly on the roller, improving the leveling quality.

3 CENTRAL AND LATERAL MECHANICAL SEALS

Mechanical seals in oil bath to ensure maximum transmission protection even in extreme conditions.

4 HIGH TENSILE STEEL FRAME

The Alpego frame, instead of being screwed, guarantees further resistance to workloads reducing the possibility of breakage in difficult conditions.

5 EQUIPMENT

3-point hitch cat.3, oscillating / 1000 rpm gearbox / Cardan shaft with slip clutch or automatic cam clutch / Central track eraser.

Rotary tiller with blade rotor for tractors up to 170 HP and working width up to 3m

Rotopik



Tiller Rotopik KG with a horizontal rotor equipped with almost straight tools, which work on their tip for a better penetration of particularly difficult soils. Unique in its category thanks to the central gear transmission. Made of high strength steel it is available in the working widths 2.5 and 3 m. It is ideal for tractors from 75 to 170 HP.

Rotary tiller with blade rotor for tractors up to 280 HP and working width up to 4m

Rotopik




Tiller Rotopik KZ with a horizontal rotor equipped with almost straight tools, which work on their tip for a better penetration of particularly difficult soils. Unique in its category thanks to the central gear transmission. Made of high strength steel it is available in the working widths 3 and 4m. It is ideal for tractors from 110 to 280 HP.



	KG-250	KG-300
Working width (mm)	2440	2910
Transport width (mm)	2550	3020
Tractor power (HP)	75-170	85-170
Working depth (mm)	240	240
Rotors (n°)	20	24
Blades (n°)	40+40	48+48
Weight with Spiral roller (Kg)	1165	1270
Weight with Cage roller (Kg)	1135	1235
Weight with Spike roller (Kg)	1140	1250
Weight with Packer roller (Kg)	1275	1410

N.B: Weight including cardan shaft with slip clutch



	KZ-300	KZ-400
Working width (mm)	2930	4020
Transport width (mm)	3015	4104
Tractor power (HP)	110-280	130-280
Working depth (mm)	250	250
Rotors (n°)	22	32
Blades (n°)	44+44	64+64
Weight with Spiral roller (Kg)	1730	2180
Weight with Cage roller (Kg)	1705	2130
Weight with Spike roller (Kg)	1750	2155
Weight with Packer roller (Kg)	1880	2395

N.B: Weight including cardan shaft with slip clutch

1 CENTRAL DRIVE GEARBOX

The central transmission drives the spinning torque from the PTO to the two half rotors through solid gears in oil bath. Designed and built by Alpego, the vertically arranged gears made of cast iron work constantly in contact with the moving soil, which allows a natural heat dispersion. There is also a gearbox to vary the rotor rotation speeds.

2 REAR HOOD

S-shaped rounded shape shortened to make room for the levelling bar and ensure optimal soil flow.

3 CENTRAL AND LATERAL MECHANICAL SEALS

Mechanical seals in oil bath to ensure maximum transmission protection even in extreme conditions.

4 LEVELING BAR MOUNTED ON THE ROLLER

The leveling bar is mounted directly on the roller, improving the leveling quality.

5 EQUIPMENT

3-point hitch cat.2 / 1000 rpm gearbox / Cardan shaft with slip clutch / Central track eraser.

1 CENTRAL DRIVE GEARBOX

The central transmission drives the spinning torque from the PTO to the two half rotors through solid gears in oil bath. Designed and built by Alpego, the vertically arranged gears made of cast iron work constantly in contact with the moving soil, which allows a natural heat dispersion. There is also a gearbox to vary the rotor rotation speeds.

2 CENTRAL AND LATERAL MECHANICAL SEALS

Mechanical seals in oil bath to ensure maximum transmission protection even in extreme conditions.

3 HIGH TENSILE STEEL FRAME

The Alpego frame, instead of being screwed, guarantees further resistance to workloads reducing the possibility of breakage in difficult conditions.

4 REAR HOOD

S-shaped rounded shape shortened to make room for the levelling bar and ensure optimal soil flow.

5 EQUIPMENT

3-point hitch cat.3, oscillating / 1000 rpm gearbox / Cardan shaft with slip clutch or automatic cam clutch / Central track eraser.

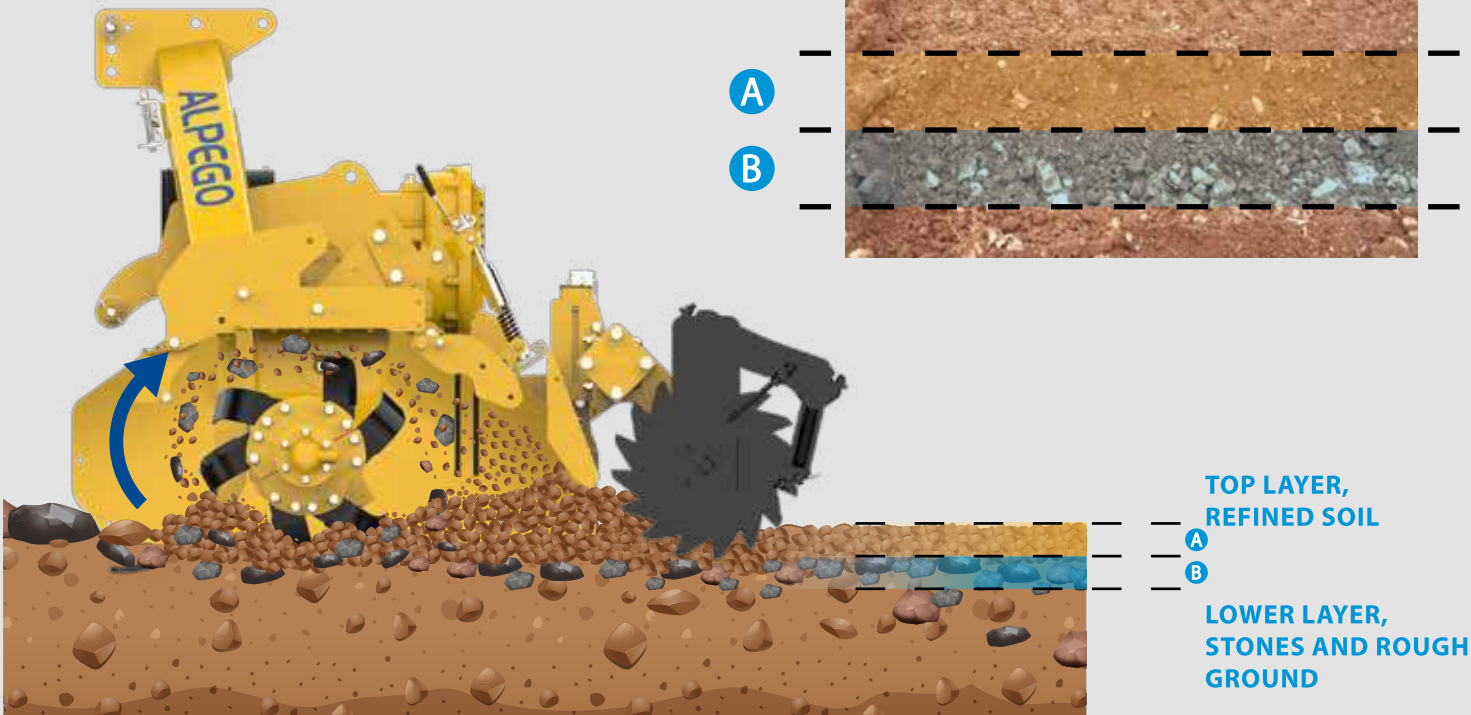


INVERSA

System

Design and technique at the highest levels

These machines work the soil and bury stones, clods and crop residues with great efficacy even in areas not previously worked and with particularly tenacious soils. The reverse rotation of the rotor combined with a sorting grid that blocks the stones and a leveling bar, allows to bring soft soil well-refined on the surface, facilitating subsequent mechanical sowing or transplanting operations. Ideal for both horticultural crops and open field work, they allow you to create well-structured seed beds with excellent permeability that remain stable throughout the cultivation cycle.



REVERSE ROTATION ROTOR

Unique on the market thanks to the central transmission, the rotor of the “Inversa” series is optimized to be able to work even on particularly tenacious stony soils.

ELECTOR GRID AND LEVELING BAR

The sorting grid is composed of 2 parallel rows of combs that block the stones raised by the rotor, filtering the refined soil which is thus deposited on the surface and levelled by the bar covering the stones.

SOIL STRATIFICATION


The work of the interlayer allows to generate two distinct layers of soil: the upper layer (A), soft and refined, which guarantees optimal conditions for subsequent sowing, and the lower stony layer (B), containing the buried stones.



Stone burier with blade rotor with inverted rotation for tractors up to 170 HP and working width up to 3m



IG stone burier, specifically designed to bury rocks, clods, and residues in the most efficient way. It allows to bring back to the surface the lightest part of the soil allowing for an easier sowing. Unique with its central gear box of solid gears. Made with high tensile steel, it is available in 2.5 and 3 meter working width. Maximum hp allowed: 170 hp.



	IG-250	IG-300
Working width (mm)	2440	2910
Transport width (mm)	2550	3020
Tractor power (HP)	75-170	85-170
Working depth (mm)	240	240
Rotors (n°)	10	12
Blades (n°)	30+30	36+36
Weight with Spiral roller (Kg)	1350	1530
Weight with Cage roller (Kg)	1320	1495
Weight with Spike roller (Kg)	1460	1670
Weight with Packer roller (Kg)	1440	1630

N.B: Weight including cardan shaft with slip clutch

1 CENTRAL DRIVE GEARBOX

The central transmission drives the spinning torque from the PTO to the two half rotors through solid gears in oil bath. Designed and built by Alpego, the vertically arranged gears made of cast iron work constantly in contact with the moving soil, which allows a natural heat dispersion. There is also a gearbox to vary the rotor rotation speeds.

2 CENTRAL AND LATERAL MECHANICAL SEALS

Mechanical seals in oil bath to ensure maximum transmission protection even in extreme conditions.

3 REVERSE ROTATION ROTOR

Combined with a sorting grid and a leveling bar, it allows to bring the refined soil back to the surface.

4 HIGH-RESISTANCE STEEL STRUCTURE

Frame made of high quality steel to ensure maximum resistance.

5 EQUIPMENT

3-point hitch cat.2 / 1000 rpm gearbox / Cardan shaft with automatic cam clutch / Central track eraser.


IZ INVERSA

Stone burier with blade rotor with inverted rotation for tractors up to 280 HP and working width up to 4m

Inversa



The Inversa IZ is ideal for burying stones, clods and crop residuals. It allows to leave the thinner soil on the surface making easier the following seeding processes. The Inversa is the only one of its category thanks to the Alpego patented central gearbox with solid gears. The Inversa Alpego is realized with high-tensile steel, designed for a professional use for tractors up to 280 hp and it is available in the versions 3, 3,6 and 4 meters.



	IZ-300	IZ-360	IZ-400
Working width (mm)	2930	3635	4020
Transport width (mm)	3015	3719	4104
Tractor power (HP)	110-280	120-280	130-280
Working depth (mm)	250	250	250
Rotors (n°)	12	14	16
Blades (n°)	33+33	42+42	48+48
Weight with Spiral roller (Kg)	1950		2360
Weight with Cage roller (Kg)	1925		2310
Weight with Packer roller (Kg)	2100	2400	2575

N.B: Weight including cardan shaft with slip clutch

1 CENTRAL DRIVE GEARBOX

The central transmission drives the spinning torque from the PTO to the two half rotors through solid gears in oil bath. Designed and built by Alpego, the vertically arranged gears made of cast iron work constantly in contact with the moving soil, which allows a natural heat dispersion. There is also a gearbox to vary the rotor rotation speeds.

2 CENTRAL AND LATERAL MECHANICAL SEALS

Mechanical seals in oil bath to ensure maximum transmission protection even in extreme conditions.

REVERSE ROTATION ROTOR

Combined with a sorting grid and a leveling bar, it allows to bring the refined soil back to the surface.

4 HIGH-RESISTANCE STEEL STRUCTURE

Frame made of high quality steel to ensure maximum resistance.

5 EQUIPMENT

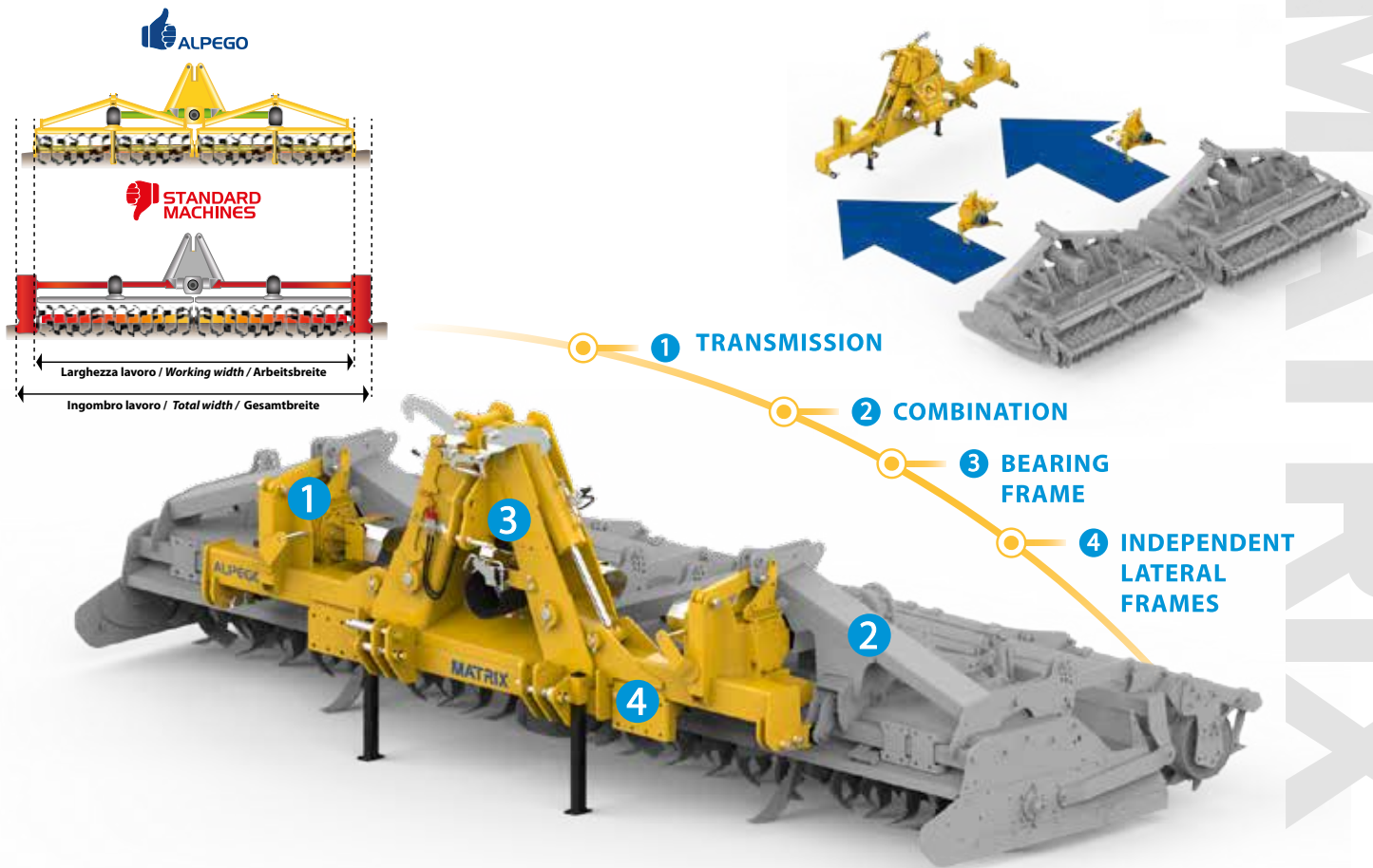
3-point hitch cat.3, oscillating / 1000 rpm gearbox / Cardan shaft with slip clutch or automatic cam clutch / Central track eraser.

MATRIX

Modular system for tractors up to 500 HP and working widths up to 7 m



The Matrix system consists of a folding frame that allows two ALPEGO rotary tillers of the "Z" series to be joined together. Thanks to the central transmission on Alpego rotary tillers we do not have the hassle of the double lateral transmission of the normal folding rotary tillers on the market. It is available in 6 and 7,2 meter working width.



	MX-600	MX-700
Working width (mm)	5900	7300
Transport width (mm)	2880	2880
Tractor power (HP)	250-500	250-500
Weight with Rotozappa FZ (Kg)	4765	5185
Weight with Rotozappa LZ (Kg)	4710	-
Weight with Rotozappa KZ (Kg)	4690	-
Weight with Rotozappa IZ (Kg)	5130	5610

N.B: Weight without roller

1 TRANSMISSION WITH DOUBLE ANGULAR COUNTERSHAFT

Transmission with double angular countershaft for high powers with self-aligning joints and registration system.

2 COMBINATION

It can be combined directly with the 3-point hitch with rotary tillers FZ-300/360 | LZ-300 | KZ-300 | Inversa IZ-300/360

3 BEARING FRAME

Single girder load-bearing frame with hydraulic closure and safety lock for reduced transport dimensions on the road.

4 INDEPENDENT LATERAL FRAMES

Possibility of independent floating movement of the two machines.



5 EQUIPMENT

3-point hitch cat.3 and 4° standard, 4° US and 4°N US / 1000 rpm gearbox / Central gearbox at 1000 rpm with lateral drive shafts with automatic cam clutch / Special internal sides with exclusive track eraser.

POKER

Foldable rotary cultivators
for tractors up to 260 HP
and working width up to 5m

Foldable rotary tiller POKER unique in its class because is equipped with double central driveline, is made of high strength Steel. Available in the working widths from 3,6 to 5 mt and transport width 2,4 mt. Ideal for tractors from 130 to 260 HP.



	POKER-360	POKER-400	POKER-460	POKER-500
Working width (mm)	3660	3995	4462	4940
Overall width (mm)	3720	4051	4525	4995
Transport width (mm)	2400	2400	2400	2400
Tractor power (HP)	130-260	140-260	150-260	160-260
Working depth (mm)	240	240	240	240
Rotors (n°)	16	16	20	20
Blades (n°)	48+48	48+48	60+60	60+60
Weight with Packer roller (Kg)	2290	2545	2690	3075
Weight with Cage roller (Kg)	-	2210	2440	2785
Weight with Spiral roller (Kg)	-	2340	2470	2830
Weight with Spike roller (Kg)	-	2360	2460	2860

N.B: Weight including cardan shaft with automatic cam clutch

1 DOUBLE CENTRAL DRIVELINE WITH GEARS IN AN OIL BATH
The central transmission drives the spinning torque from the PTO to the four half rotors through solid gears in oil bath. Designed and built by Alpego, the vertically arranged gears made of cast iron work constantly in contact with the moving soil, which allows a natural heat dispersion. There is also a gearbox to vary the rotor rotation speeds.

2 GEARBOX
Double central driveline with cascade gears in an oil bath, with exclusive gearbox unique in the market.

3 DOUBLE SAFETY SYSTEM ON LATERAL GEARBOXES
The rotary tiller is equipped with 2 lateral automatic drive shafts Walterscheid to avoid overloads during use.

4 CENTRAL AND LATERAL MECHANICAL SEALS
Mechanical seals in oil bath to ensure maximum transmission protection even in extreme conditions.

5 ROTOR WITH 6 HEAVY-DUTY BLADES + COUNTER FLANGE
The counter flange, combined with the reinforced hoes, doubles the strength and durability of the rotor.

6 HOOD WITH HANDLE
Frame and «S» shaped rear hood with new absorption systems and a central crank for easy adjustment.

7 HIGH-RESISTANCE STEEL STRUCTURE
Frame made of high quality steel to ensure maximum resistance.

8 HYDRAULIC UNLOCKING SYSTEM WITH SAFETY HOOKS
Automatic hydraulic release of safety hooks during machine opening.

9 FLOATING ROLLER MOUNTED ON PARALLELOGRAM
With this system the roller always maintains the same inclination.

10 EQUIPMENT
3-point hitch cat.3 and 4N°cat, oscillating / 1000 rpm gearbox (rpm 244) / Central driveshaft PDF 1" 3/8 Z=6 / 3-gearbox transmission / Headlights board and rear plates / Central track eraser.



The choice of accessory

The right accessory for every situation



TRACK ERASER KIT



KIT MOUNTING BROADCAST SEED DRILLS



REAR HOOD SIDE EXTENSIONS



DRIVE SHAFT WITH AUTOMATIC CAM CLUTCH



HYDRAULIC DEPTH ADJUSTMENT



HYDRAULIC LINKAGE FOR SEED-DRILL



KIT REAR PTO



KIT SKIDS



KIT FRONT CONVEYOR DISCS

Accessories and rollers	FB	FG	FZ	LG	LZ	KG	KZ	IG	IZ	MX	POKER
Track eraser kit											
Kit mounting broadcast seed drills											
Rear hood side extensions											
Drive shaft with automatic cam clutch											
Hydraulic depth adjustment											
Hydraulic linkage for seed-drill											
Kit rear pto											
Kit skids											
Kit front conveyor discs											
Packer roller											
Cage roller											
Spiral roller											
Spike roller											
Smooth roller											

The choice of the roller

For a perfect soil tillage



PACKER ROLLER

The PACKER roller has a tubular structure with a large diameter: this makes it very sturdy and particularly suited for the combinations with seed drills. Several rows of tines guarantee the traction on the ground and a series of adjustable brushes keeps each of them clean. The result is a compact surface, perfect for sowing. (ø 480 mm, 520 mm e 570 mm)



CAGE ROLLER

CAGE roller is the ideal roller for working dry, medium density soils. The roller is equipped with a rod structure that guarantees optimal reconsolidation. (ø 420 mm and 500 mm)



SPIRAL ROLLER

The SPIRAL roller creates a soft and uniform seeding surface and is suitable for medium and light soils. (ø 450 mm e 520 mm)



SPIKE ROLLER

The SPIKE roller is very versatile, it works well even when the soil is damp and compacted. (ø 480 mm e 560 mm)



SMOOTH ROLLER

This type of roller is used to make the seedbed compact and flat.



Alpego S.p.a con Socio Unico
Via Giovanni e Giuseppe Cenzato, 9
36045 - Lonigo (VI) Italy
Tel: 0444 646100
Mail: info@alpego.com
www.alpego.com

010A0381 Depliant-Fresatrici ed Interrasassi GB
Rev.01 30/10/2020

RIGID POWER HARROWS

40 - 320 HP



FOLDABLE POWER HARROWS

320 - 500 HP



SUBSOILERS

50 - 500 HP



ROTARY CULTIVATORS AND STONE BURIERS

50 - 500 HP



SEED-DRILLS

75 - 320 HP



FRONT HOPPERS

90 - 500 HP



CULTIVATORS

110 - 270 HP



MULCHERS

40-160 HP



ALPEGO